

Exporting South Dakota Soybeans through U.S. Pork


In 2018, the market value of pork exports to

SOUTH DAKOTA SOYBEANS

\$44.2 million

(soybeans consumed by pork exports * annual avg soybean price)

In 2018 pork exports
added **9%**
of bushel value



**\$436
million**

The projected market
value of pork exports
to South Dakota
soybeans from
2019-2028



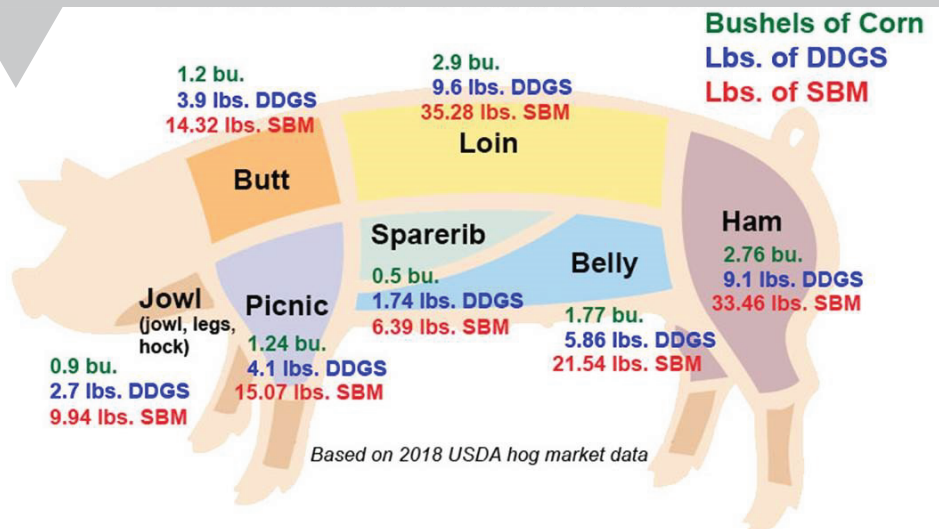
Feed Cut Out for Pork

Without pork exports,
South Dakota soybean
farmers would have

lost

**\$220 million in
soybean revenue
in 2018**

(state soybean production * \$0.85/bushel)




26.9% of U.S. pork is exported

Top Pork Value Export Markets

- Japan
- China/Hong Kong
- Mexico
- Canada
- Korea

\$53.51

Value per head of hogs slaughtered from U.S. pork exports



**2019 data

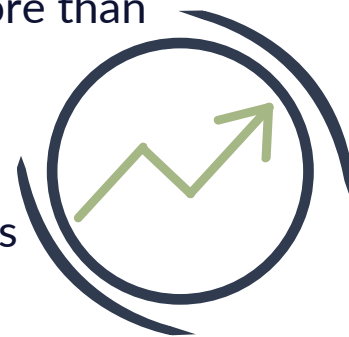
2019-2028 Forecast Growth in Exports

Soybean Meal through Pork exports: 12%

Direct Soybean exports: 8%

Direct Soybean Meal exports: 3%

From 2019 to 2028 more than **1/3** of the **growth** in **soybean** exports will come from pork exports



Rate of Growth in Soybean Meal Use 2015-2018


Pork Exports **19.5%**

Direct Exports 15%

Total Feed Use 8.5%

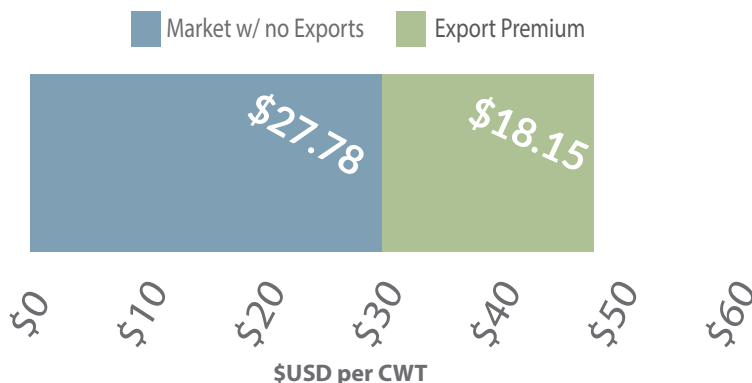
2015-2018

1 in every 10 tons of **soybean** meal feed growth was exported through **pork**



2018 Market Price & Export Premium

Barrow/Gilt



The export premium directly impacts livestock finishers' capacity to cover feed costs. A positive export premium adds to the profitability of feeding, which helps both the feeder and the farmer.